

Compact edge and end coupled wide band filter with notch at 5GHz

Raasi Chenna¹, Vijayadithya Doddi¹, Sumanth Gurram¹, Vinay Sharma², Madhur Deo Upadhayay³

¹ Electrical Engineering Department, B.Tech Scholar, Shiv Nadar University, Greater Noida, India, 201314.

² Electrical Engineering Department, Ph.D Scholar, Shiv Nadar University, Greater Noida, India, 201314.

³ Electrical Engineering Department, Assistant Professor, Shiv Nadar University, Greater Noida, India, 201314.

Abstract. In this paper a compact Ultra Wide Band filter with notch at WLAN frequency is designed. The filter is a designed using coupled lines arranged in inter digital capacitor form. The filter is designed to allow microwave signals in the range of 2GHz to 7GHz with a notch at 5GHz. The measured results show the notch at 5GHz with transmission coefficient of -14dB. With uniform group delay in pass band and nonlinear group delay at notch frequency.

1 Introduction

Wireless systems have increased rapidly during the past generation, which has resulted in a fully covered frequency spectrum. In communication, the system can be termed as wideband when the message bandwidth considerably exceeds the coherence bandwidth of the channel. Ultra wide band (UWB) technology has great potential in the development of various modern transmission systems, for instance, through-wall imaging, medical imaging, vehicular radar, indoor, and hand-held systems, etc. Due to this UWB filter with band rejection capabilities are in great demand. Many designs of filters are proposed in recent years with size optimization and improved performance. The wideband bandwidth is forced to use for any communication link due to a high data rate. Aperture coupling integrates two bandpass filter designs for dual/tri band operation [1]. Filter with multiple-mode resonators is categorized as stepped impedance resonator and is application oriented with transmitting signals in whole UWB pass band of 3.1GHz – 10.6GHz [2]. In [3] a wide bandpass filter consisting of three parallel coupled lines with the centre one connected to a radial open stub. It operates at a centre frequency of 3GHz. In [4] a filter based on transversal signal interference principle was implemented. Two transmission line section and two shunt open stubs were utilised. UWB filter with quarter wavelength spaced shunt stub transmission lines can be used in UWB communications and localization systems [5][6]. In [7] a band stop filter is designed with dual U-shaped DMS (Defected microstrip structure). DMS circuits are more immune than DGS (Defected ground structure) from crosstalk and ground plane interference. A compact filter using zeroth-order resonance of third-order coupled CRLH resonators for WiMAX applications is discussed in [8]. In [9] different designs

combining a bandpass and a notch filter are developed in to operate in the receiving band from 350–470.

In this a paper a UWB filter is designed with notch at WLAN frequency of 5GHz.

2 Design of UWB

The filter is designed on a FR4 substrate with permittivity of $\epsilon=4.1$ and substrate height 1.6mm. In order to create a pass band behaviour, edge coupling and end coupling are employed. Lower the end coupling gap, higher the transmission. The surface currents at the end gap between the transmission lines affect the filter behaviour. These currents are proportional to the area and thus the increase in area near the change of the direction of surface currents (the reason for higher gap in the centre) improves the design performance. The 50 ohm lines length can be varied according to need. Here, to measure the hardware results and for the probe to touch the line for measuring results, the lines on either side have been extended. In all the graphs showing S parameter results, S11 or S22 characterize reflection coefficient and S12 or S21 characterize the transmission coefficient.

2.1. Design

The layout with dimensions of proposed design are shown in fig 1. All the coupling gaps are all 0.1mm. This design exhibits UWB behaviour between 2GHz – 7GHz, with a notch stop band at 5 GHz.

* Corresponding author: vd875@snu.edu.in rc936@snu.edu.in sg864@snu.edu.in mu689@snu.edu.in

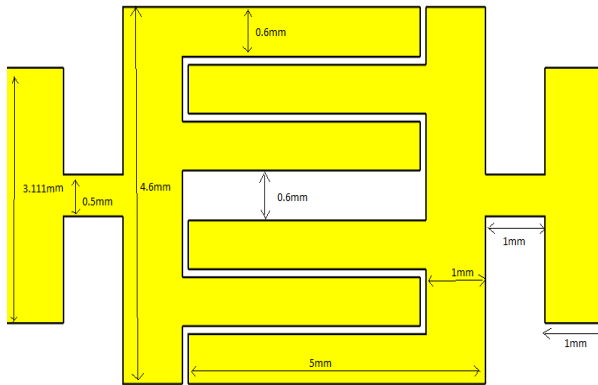


Fig. 1. Optimized Design with dimensions

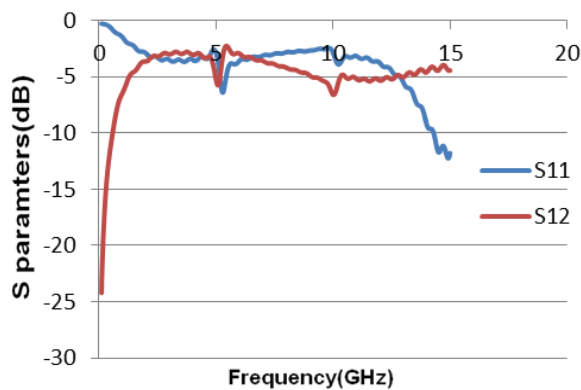


Fig. 2. S-parameters of the proposed design

2.2. Parameters

Transmission is observed to be reduced with an increase in edge gap between the horizontal impedance lines. Change in end gap between 0.1mm to 0.3mm, decreases the transmission and increases the reflection whereas increasing coupling width decreases transmission and BW, increasing reflection. Also, by increasing coupling line length, the pass band starts at an even lower frequency.

3 Results and Discussion



Fig. 3. Fabricated design with SAM connectors.

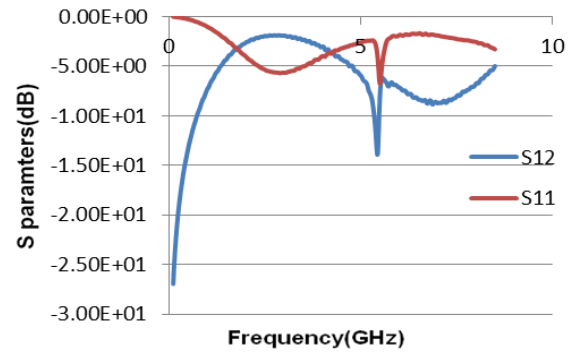


Fig. 4. Measured return loss and transmission coefficient of proposed design.

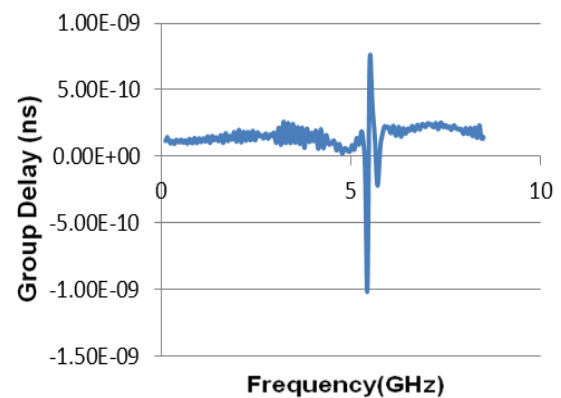


Fig. 5. Measured Group Delay of proposed design

Table 1. Size Comparison

Work	Material	Thickness	Size
Proposed work	$\epsilon = 4.3$ FR4	1.6mm	10mm x 4.6mm
[10]	$\epsilon = 2.2$	0.508mm	45mm x 5.8mm
[11]	$\epsilon = 10.8$	1.27mm	16mm x 1.7mm
[12]	$\epsilon = 3$ Rogers 3003	1.52mm	10mm x 5mm

The hardware results show the fabricated filter exhibits Ultra wide band between 2GHz to 7GHz. One notch is observed at 5GHz being the ranges of WLAN, BLE, Wi-Fi. From fig 5 it can be seen that the change in group delay is observed at notch frequency. From table I it can be seen that the designed filter is compact in size.

4 Conclusion

The proposed design is highly size optimized with its dimensions being 10.1mm x 3mm and exhibits good UWB behaviour with less reflection in the range between 2GHz – 7GHz and with a notch at 5GHz. The notch at 5GHz avoids the interference of other communication signals travelling in the same range as the filter supports. Thus prevents extra noise and transmission of corrupted signal in the intended range. The existing UWB filter size which is currently deployed in UWB systems is around 25mm x 28mm. Hence, this a highly compact and size optimized design which behaves as an ultra-wide band filter. The fabricated design as expected, showed one notch 5GHz.

References

1. Shao Yong Zheng , Zhi Li Su, Yong Mei Pan, Zeeshan Qamar, and Derek Ho ,New Dual-/Tri-Band Bandpass Filters and Diplexer With Large Frequency Ratio, *IEEE transactions on microwave theory and techniques*, **vol.66**, no.6, (June 2018)
2. Lei Zhu, Sheng Sun, Wolfgang Menzel ,Ultra-Wideband Bandpass Filters using Multiple-Mode Resonator, *IEEE Microwave and Wireless Components Letters*, **vol.15**, no.11, (November 2005)
3. Yechou Lachen, Tribak Abdelwahed, Kacim Mohamed, Zbitou Jamal and Angel Mediavilla Sanchez, A Novel Low-cost Microstrip Bandpass Filter for Ultra Wideband RF Applications, *International Journal of Microwave and Optical Technology*, **vol.11**, no.2, (March 2016)
4. S.VinothKumar, M.Ganesh Madhan, Kaushik R A simple UWB Bandpass Filter Design based on signal Interference Approach, *CAE-ISSN:2394-4714, FCA-Newyork, International conference on computing, communication and sensor network*, (2015)
5. Subodh Kumar Singhal, Deepak Sharma, Ram Mehar Singh Dhariwal, Design of 1.3GHzMicrostrip Highpass Filter Using Optimum Disturbed Short Circuited Stubs, *First International Conference on Computational Intelligence, Communication Systems and Network*, (2005)
6. Cansever, Cem, Design of a Microstrip Bandpass Filter for 3.1-10.6 GHz Uwb Systems, *Electrical Engineering and Computer Science – Thesis*. Paper 1 (May 2013)
7. Dongsheng La, Yinghua Lu, and Siyang Sun Novel Bandstop Filter Using Dual-U Shape Defected Microstrip Structure, *Proceedings of International Symposium on Signals, Systems and Electronics*, (2010)
8. Mahmoud A. Abdalla, Ashraf Y. Hassan, Ahmed A. Ibrahim Building a Zero Order BPF with CLRH Transmission Lines, *Microwaves & RF Magazine*, (August 2018)
9. Silas Christensen, Vitaliy Zhurbenko and Tom K. Johansen, Compact Microstrip bandpass filter with tunable notch, *International Conference on Microwave, Radar, and Wireless Communications*, (2014)
10. Jun-Dong Ye, Liu He, Xing Jian Zhong and De Xin Qu, Design of Ultra-Wideband Bandpass (UWB)Filter with Enhanced couplings by Using lumped capacitors, *International conference on Microwave and Millimeter wave Technology*, (2018)
11. Yunxiu Wang, Yan Liu , Wenhui Zou ,Yusong Hu and weichao Yang, Design of UWB Filter with Dual Notched bands, *IEEE International conference on RFID Technology and Application*, (2018)
12. Nilesh Kurhe and R. P. Labade , Metamaterial based Ultra Wide Band Low Pass Filter Using New Configuration of Complementry Split Ring Resonator Cell, *International conference on Information , Communication , Engineering and Technology*, (2018)